

ATIVIDADE DE LÍNGUA PORTUGUESA

ESTUDANTE:

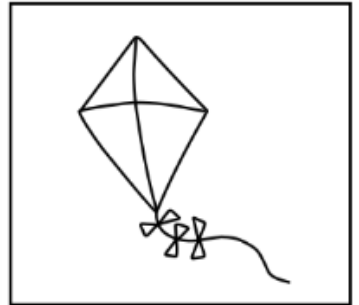


PROFESSOR (A):

DATA: / /

ESCOLA:

TURMA:

1. ESCREVA O NOME DE CADA FIGURA.



AGORA, COLOQUE EM ORDEM ALFABÉTICA.


2. OBSERVE A FIGURA EM CADA QUADRADO E COMPLETE A SEQUÊNCIA COM AS SÍLABAS QUE ESTÃO FALTANDO.



		CA
--	--	----



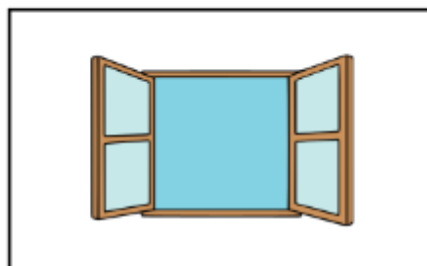
	NE	
--	----	--



TI		
----	--	--



	MA	
--	----	--



JA		
----	--	--



		CO
--	--	----

ATIVIDADE DE LÍNGUA PORTUGUESA

ESTUDANTE:

PROFESSOR (A):

DATA: / /

ESCOLA:

TURMA:

1. JUNTE A PRIMEIRA E A ÚLTIMA SÍLABA PARA FORMAR UMA NOVA PALAVRA. DEPOIS, COPIE ESSA PALAVRA NO ESPAÇO EM BRANCO.

FOFOCA



SACOLA



BONECA



SÍLABA INICIAL

SÍLABA FINAL

SÍLABA INICIAL

SÍLABA FINAL

SÍLABA INICIAL

SÍLABA FINAL







2. ESCREVA O NOME DE CADA FIGURA DO QUADRO ABAIXO.

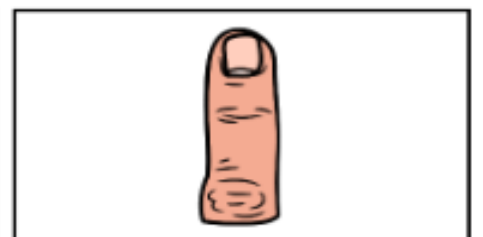












ATIVIDADE DE LÍNGUA PORTUGUESA

ESTUDANTE:

PROFESSOR (A):

DATA: ___ / ___ / ___

ESCOLA:

TURMA:

1. DESEMBARALHE AS SÍLABAS PARA DESVENDAR AS PALAVRAS.

MA + DA

TO + RA

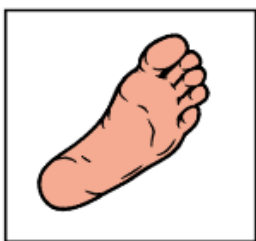
TA + BA + TA

DO + SA + CA


FI + VA + CA


LO + CA + BE


2. ESCREVA O NOME DE CADA FIGURA E, EM SEGUIDA, CONTE E ANOTE A QUANTIDADE DE SÍLABAS DE CADA PALAVRA.














ATIVIDADE DE LÍNGUA PORTUGUESA

ESTUDANTE:



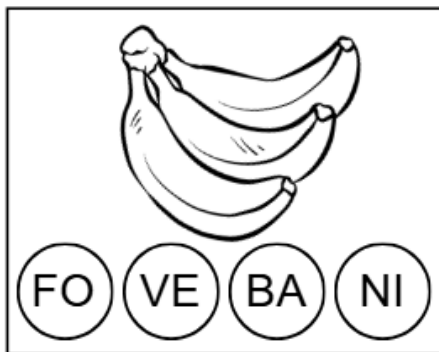

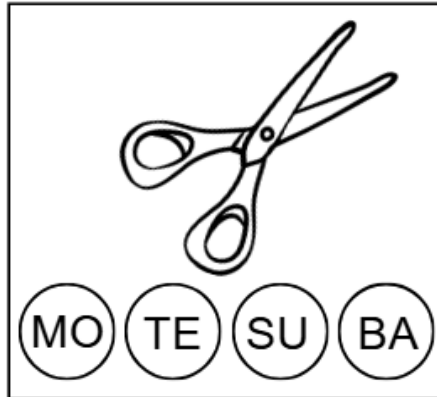

PROFESSOR (A):

DATA: / /

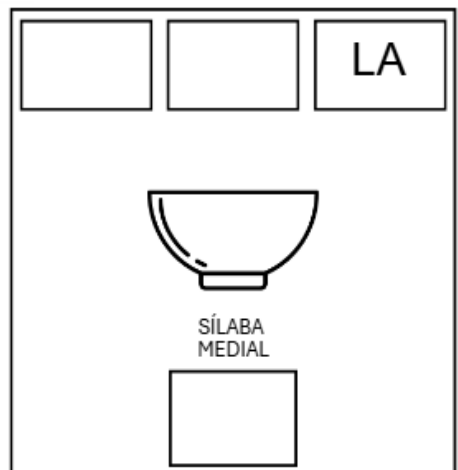
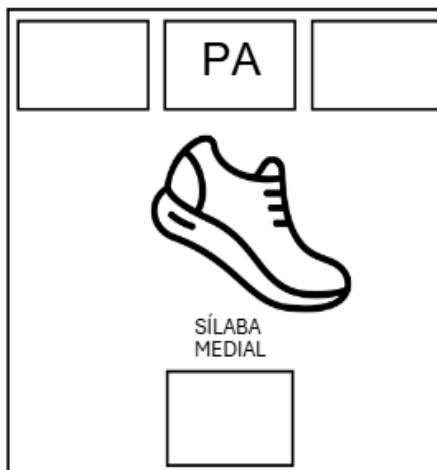

ESCOLA:

TURMA:

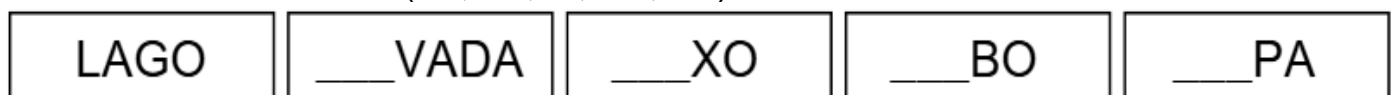
1. DESCUBRA O CÓDIGO SECRETO DAS IMAGENS E, DEPOIS, PINTE A FIGURA CORRESPONDENTE.



2. COMPLETE A SEQUÊNCIA DAS SÍLABAS DAS FIGURAS, EM SEGUIDA, RETIRE A SÍLABA MEDIAL DA PALAVRA.



3. OBSERVE AS PALAVRAS E COMPLETE A SEQUÊNCIA COM A FAMÍLIA SILÁBICA DA LETRA L (LA, LE, LI, LO, LU). SIGA O EXEMPLO.



Material protegido por direitos autorais.
<https://tudoportugues.com/>